



VISION SERIES

KB506

VISION KEYBOARD

USER GUIDE

FEATURES

- **Easy to Read Keys:** Large print keys reduces eyestrain and promotes productivity.
- **5 Color Backlight:** Select between Red, Pink, Blue, Cyan, Chartreuse*.
- **Adjustable Brightness:** Backlight brightness adjustable.
- **Hotkeys:** Dedicated multimedia, internet, and calculator hotkeys.

*The color Chartreuse sits directly in the middle of the frequencies of visible light, making it the most visible color to the human eye.

SYSTEM REQUIREMENTS

- Available USB port.
- IBM-compatible PC.
- Windows XP, Vista, 7, 8

PACKAGE CONTENTS

- Vision Keyboard
- Quick Start Guide















SPECIFICATIONS


- **Interface:** USB
- **Backlight Colors:** Red, Pink, Blue, Cyan, Chartreuse
- **Dimension:** 7.7 (L) x 18.3 (W) x 1.1 (H) Inches
- **Weight:** 1.86 lbs
- **USB Cable Length:** 5.5 feet
- **Switch Type:** Membrane
- **OS Support:** Windows 2000, XP, Vista, 7, 8
- **Hotkeys:** Email, Home, Favorite, Play/Pause, Prev Track, Next Track, Stop, Vol+/-, Mute, Media Player, My Computer, Calculator
- **Warranty:** 1 Years Limited

SETTING UP

- **Plug & Play:** Simply connect the keyboard to an available USB port and the keyboard will automatically install all necessary drivers.
- **Adjust Backlight Brightness:** Adjust the brightness of the backlight by turning the "LED BRIGHTNESS" wheel. To turn the backlight off, rotate the wheel counter-clockwise until the light is off.
- **Change Backlight color:** Change the backlight color by pressing the "LED COLOR" button located next to the backlight brightness adjustment wheel.

HOTKEYS & BUTTONS

- | | |
|---|--|
|  Launch Email Client |  Decrease Volume |
|  Internet Browser Home |  Increase Volume |
|  Add Page to Favorites |  Mute Volume |
|  Play / Pause |  Launch Media Player |
|  Back-Track |  Go to "My Computer" |
|  Next-Track |  Launch Calculator |
|  Stop |  Change Backlight Color |



SUPPORT / SERVICE

If you need assistance with this product, please visit our website at www.aziocorp.com for frequently asked questions and troubleshooting tips. Otherwise, please contact our dedicated customer care team.

There are several ways to reach us:

North America

By Phone: (866) 468-1198

By eMail: support@aziocorp.com

On Live Help: www.aziocorp.com

International

By eMail: support@aziocorp.com

1 YEAR LIMITED WARRANTY

AZiO Corporation warrants only to the original purchaser of this product, when purchased from an AZiO-authorized reseller or distributor, that this product will be free from defects in material and workmanship under normal use and service for 1 years after purchase. AZiO reserves the right, before having any obligation under this warranty, to inspect the damaged AZiO product. Initial shipping costs of sending the AZiO product to the AZiO service center in Los Angeles, California, for inspection shall be borne solely by the purchaser. In order to keep this warranty in effect, the product must not have been mishandled or misused in any way.

This warranty does not cover any damage due to accidents, misuse, abuse or negligence. Please retain the dated sales receipt as evidence of the original purchaser & date of purchase. You will need it for any warranty service. In order to claim under this warranty, purchaser must make claim to AZiO and obtain an RMA # which is to be used within 15 days of issuance and must present acceptable proof of original ownership (such as original receipt) for the product. AZiO, at its option, shall repair or replace the defective unit covered by this warranty. This warranty is non-transferable and does not apply to any purchaser who bought the product from a reseller or distributor not authorized by AZiO, including but not limited to purchases from internet auction sites. This warranty does not affect any other legal rights you may have by operation of law. Contact AZiO through email, chat, or through one of the technical support numbers listed for warranty service procedures.
