

## Introduction

Azio offers versatile ambidextrous grip with option to activate left or right side buttons or deactivate both side for best fit no matter you are left or right handed.



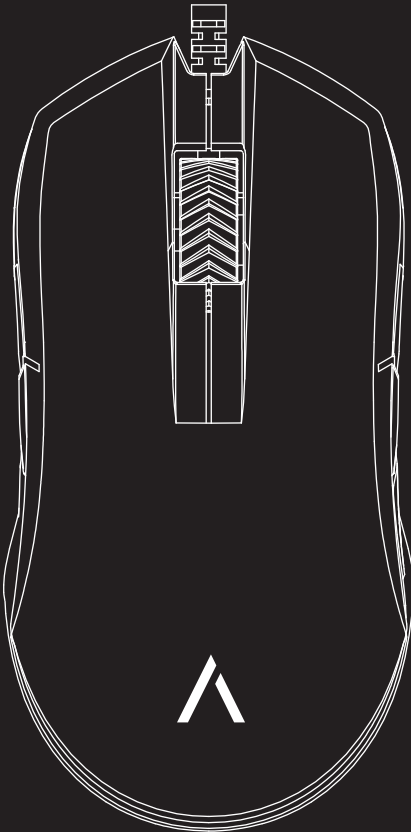
**Ambidextrous Design**



**Gaming-Optimized Micro-Switches**



**Customize Settings with Ease**



**Uncompromised True Precision**



**7 Color + RGB Lighting Options**



**Sensational Scrolling Experience**

## Multi-language Manual



<http://aziocorp.com/upload/kind/201604290235232>

## Warranty

Azio Corporation warrants only to the original purchaser of this product, when purchased from an Azio authorized reseller or distributor, that this product will be free from defects in material and workmanship under normal use and service for the length of the warranty period after purchase.

Azio reserves the right, before having any obligation under this warranty, to inspect the damaged Azio product. Initial shipping costs of sending the Azio product to the Azio service center in Los Angeles, California, for inspection shall be borne solely by the purchaser. In order to keep this warranty in effect, the product must not have been mishandled or misused in any way.

This warranty does not cover any damage due to accidents, misuse, abuse or negligence. Please retain the dated sales receipt as evidence of the original purchaser & date of purchase. You will need it for any warranty services. In order to claim under this warranty, purchaser must contact Azio and obtain an RMA # which is to be used within 15 days of issuance and must present acceptable proof of original ownership (such as original receipt) for the product.

## Support/Service

Alternatively, please visit us at [www.aziocorp.com](http://www.aziocorp.com) where you can find frequently asked questions, troubleshooting tips, and a look at our other products.

By phone: 866.468.1198

By email: [support@aziocorp.com](mailto:support@aziocorp.com)

On FB: [www.facebook.com/aziocorp](http://www.facebook.com/aziocorp)

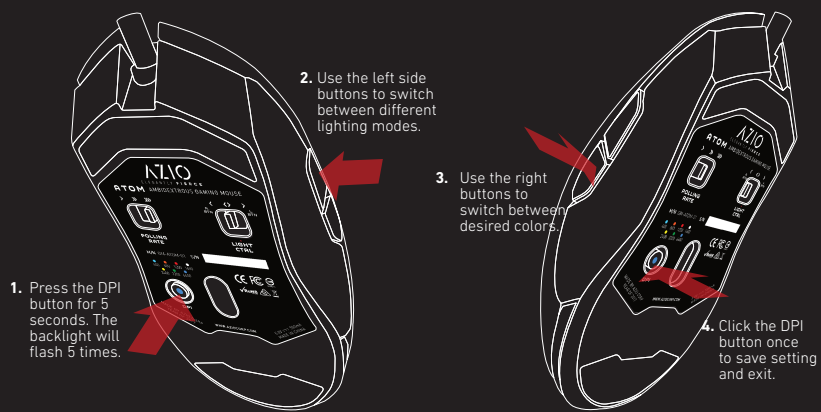
This document contains confidential, copyrighted, and privileged information. If you are not the intended recipient or believe that you have received this document in error, please inform AZIO Corporation immediately and delete this document from your possession. Please do not print, copy, retransmit or otherwise use of this document without permission and consent of AZIO Corporation.

Copyrighted © 2014

# Instructions



## A. Lighting Control

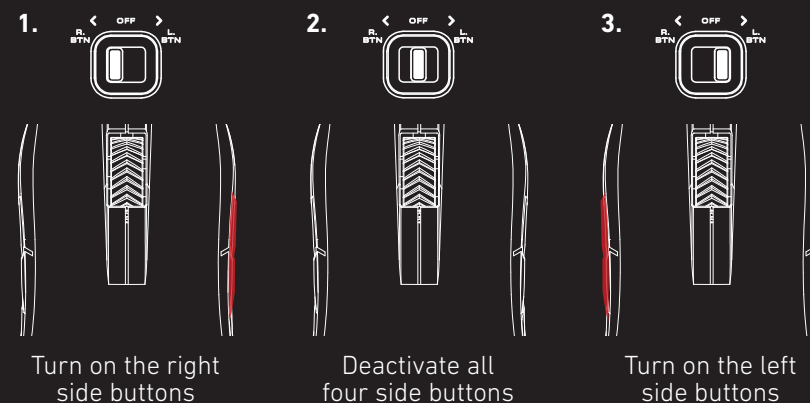


**Backlight Color:** Cyan, Orange, Red, White, Yellow, Green, and Blue.  
**Lighting Mode:** Static, Breathing, RGB Cycling, RGB Marquee, and off.

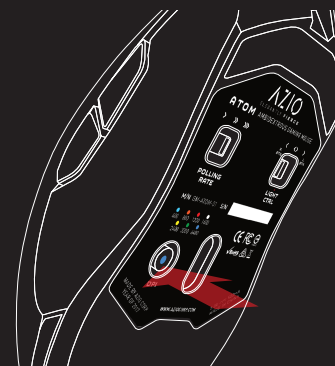
## B. Polling Rate



## C. Button Control



## D. DPI Control



DPI	DPI COLOR
400	CYAN
800	ORANGE
1200	RED
1600	WHITE
2400	YELLOW
3200	GREEN
6400	BLUE

Press the DPI button once to change DPI setting. Please refer to the color chart for each DPI setting and its corresponding LED light color.