

## KB510W HOT KEYS CHART

**Email App**  
Application de Messagerie  
Aplicación de Correo Electrónico

**Internet Browser**  
Navigateur Internet  
Navegador de Internet

**Favorite**  
Préféré  
Favorito

**Play / Pause**  
Jouer / Pause  
Reproducir / Pausar

**Previous Track**  
Piste Précédente  
Pista anterior

**Next Track**  
Piste Suivante  
Siguiete pista

**Stop**  
Arrêtez  
Detener

**Multimedia Player**  
Lecteur Multimédia  
Reproductor Multimedia

**This PC / My Computer**  
Ce PC / Mon Ordinateur  
Esta PC / Mi computadora

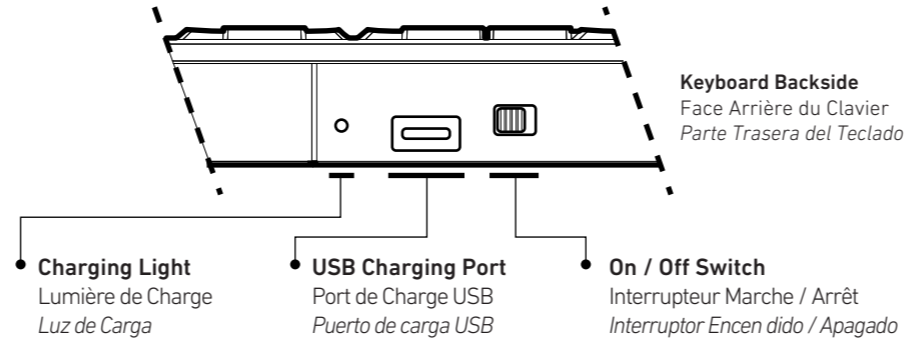
**Calculator**  
Calculatrice  
Calculadora

**Decrease Brightness**  
Diminue la Luminosité  
Disminuir el brillo

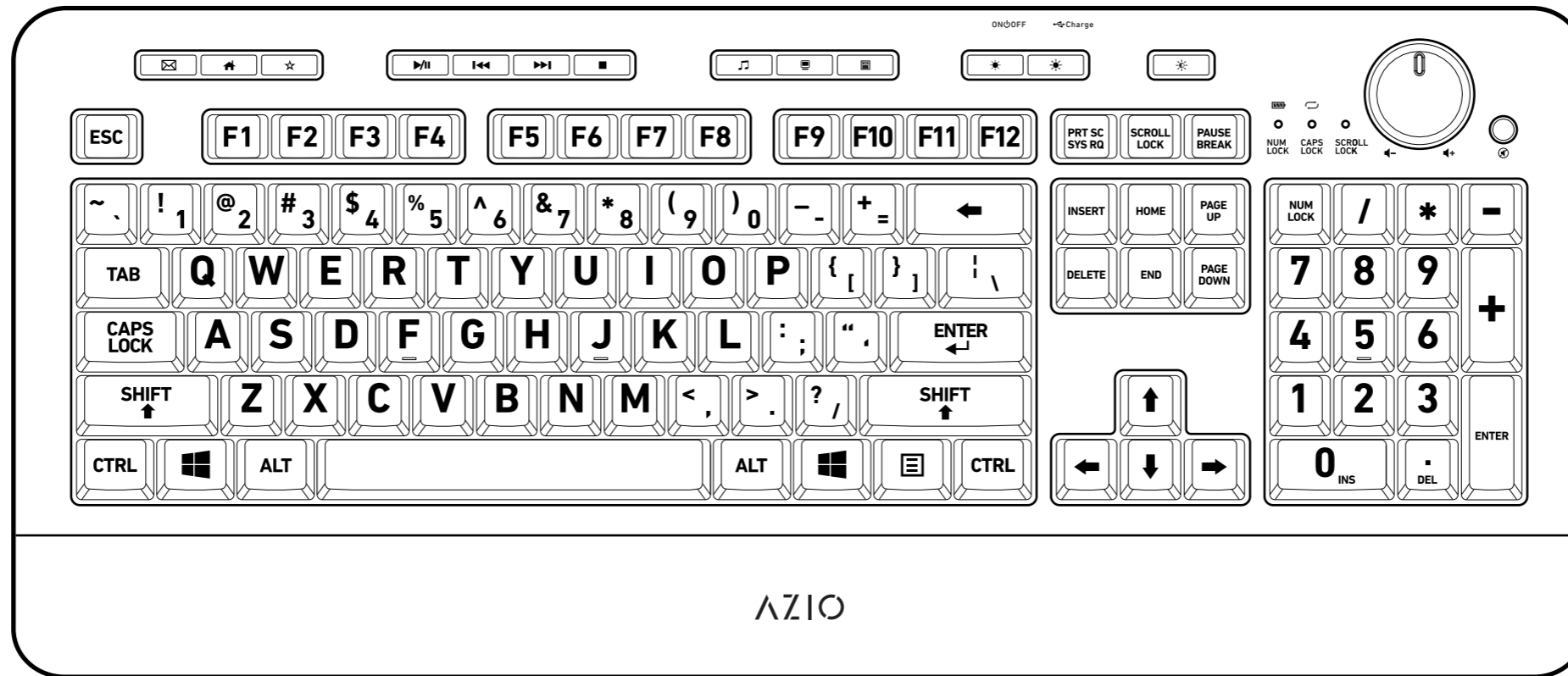
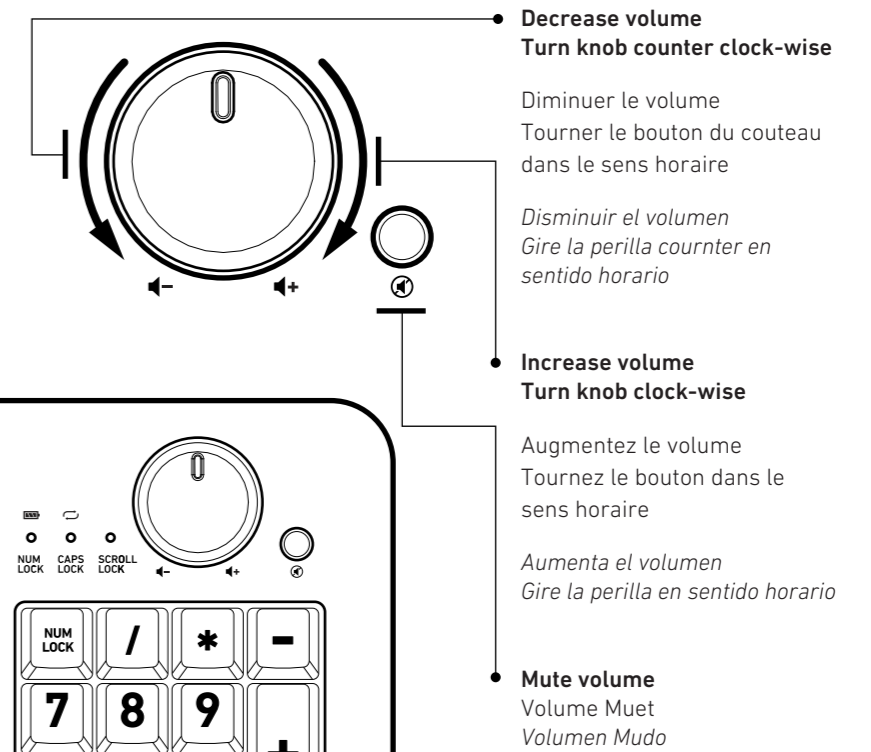
**Increase Brightness**  
Augmentez la Luminosité  
Aumentar el Brillo

**Backlight On / Off**  
Rétroéclairage Activé / Désactivé  
Backlight On / Off

## ON/OFF SWITCH & CHARGING PORT



## VOLUME CONTROL



## KEYBOARD SET UP

**01.** Insert the USB dongle to any available USB port on your computer.

Insérez le dongle USB inclus dans n'importe quel port USB disponible ton ordinateur.

Inserte el dongle USB incluido en cualquier puerto USB Disponible su computadora.

**02.** The keyboard driver will start the driver installation automatically.

Le pilote du clavier démarrer l'installation du pilote automatiquement.

El controlador del teclado iniciar la instalación del controlador automáticamente.

**03.** Turn on the keyboard with the On/Off switch on the back of your keyboard.

Allumez le clavier par le Interrupteur marche / arrêt à l'arrière de votre clavier.

Encienda el teclado usando el interruptor de encendido en la parte superior lado de tu teclado.

## INDICATOR LIGHTS INDEX

**Red :** Battery Low  
 **Blue :** Number Lock On

**NUM LOCK**  
Rouge : Batterie faible  
Bleu : Verrouillage numérique activé

Rojo : Batería baja  
Azul : Bloqueo numérico activado

**Red :** RF Connecting  
 **Blue :** Caps Lock on

**CAPS LOCK**  
Rouge : Connexion RF  
Bleu ; Verrouillage des majuscules activé

Rojo : RF Conexión  
Azul : Bloqueo de mayúsculas activado

**Blue :** Scroll Locks On

**SCROLL LOCK**  
Blue : Scroll se verrouille

Azul : Scroll se bloquea

## PRODUCT CONTENTS

- |                      |                       |                           |
|----------------------|-----------------------|---------------------------|
| • KB510W Keyboard    | • KB510W Keyboard     | • Teclado KB510W          |
| • USB RF Dongle      | • Clé USB RF          | • USB RF Dongle           |
| • USB Charging Cable | • Câble de charge USB | • Cable de carga USB      |
| • User Guide         | • Mode d'emploi       | • Guía del usuario/empleo |

## SYSTEM REQUIREMENTS

- |                                     |                                     |                                     |
|-------------------------------------|-------------------------------------|-------------------------------------|
| • IBM Compatible PC.                | • PC compatible IBM.                | • PC compatible con IBM.            |
| • Available USB Port.               | • Port USB disponible.              | • Puerto USB disponible.            |
| • Windows XP, 2000, Vista, 7, 8, 10 | • Windows XP, 2000, Vista, 7, 8, 10 | • Windows XP, 2000, Vista, 7, 8, 10 |

## SPECIFICATIONS

<b>Interface</b> RF 2.4GHz via USB	<b>Interface</b> RF 2,4 GHz via USB	<b>Interfaz</b> RF 2.4GHz a través de USB
<b>Backlight Color</b> Blue	<b>Couleur de rétroéclairage</b> Bleu	<b>Color de luz de fondo</b> Azul
<b>Dimension</b> 7.8 (L) x 18.3 (W) x 1.4(H) in.	<b>Dimension</b> 7,8 (L) x 18,3 (L) x 1,4 (H) po.	<b>Dimensión</b> 7.8 (L) x 18.3 (W) x 1.4 (H) pulg.
<b>Battery</b> 2000 mAh Lithium-ion Rechargeable Battery	<b>Batterie</b> Lithium-ion 2000 mAh Batterie rechargeable	<b>Batería</b> 2000 mAh de iones de litio Batería recargable
<b>Warranty</b> 1 Year Limited	<b>Garantie</b> 1 an limité	<b>Garantía</b> 1 año limitado

## FCC STATEMENT

Changes or modifications not expressly approved by the party responsible for compliance could void the user's authority to operate the equipment. This equipment has been tested and found to comply with the limits for a Class B digital device, pursuant to Part 15 of the FCC Rules. These limits are designed to provide reasonable protection against harmful interference in a residential installation. This equipment generates uses and can radiate radio frequency energy and, if not installed and used in accordance with the instructions, may cause harmful interference to radio communications. However, there is no guarantee that interference will not occur in a particular installation. If this equipment does cause harmful interference to radio or television reception, which can be determined by turning the equipment off and on, the user is encouraged to try to correct the interference by one or more of the following measures:

- Reorient or relocate the receiving antenna.
- Increase the separation between the equipment and receiver.
- Connect the equipment into an outlet on a circuit different from that to which the receiver is connected.
- Consult the dealer or an experienced radio/TV technician for help

This device complies with part 15 of the FCC rules. Operation is subject to the following two conditions (1) this device may not cause harmful interference, and (2) this device must accept any interference received, including interference that may cause undesired operation.

Cet appareil est conforme à la partie 15 des règles de la FCC. Le fonctionnement est soumis aux deux conditions suivantes: (1) Cet appareil ne doit pas causer d'interférences nuisibles, et (2) Cet appareil doit accepter toute interférence reçue, y compris les interférences qui peuvent causer un fonctionnement indésirable.

Este dispositivo cumple con la parte 15 de las normas de la FCC. El funcionamiento está sujeto a las siguientes dos condiciones: (1) Este dispositivo no puede causar interferencias dañinas, y (2) este dispositivo debe aceptar cualquier interferencia recibida, incluidas las interferencias que puedan causar un funcionamiento no deseado.

# AZIO

# KB510W KEYBOARD

VISION LARGE FONT BACKLIT CLAVIER SANS FIL  
VISIÓN GRAN FONDO FONTAL TECLADO INALAMBRICO

## USER GUIDE

MODE D'EMPLOI  
GUÍA DEL USUARIO

AZ\_KB510W\_UG\_V01

English  
Française  
Español

## SUPPORT / SERVICE

If you need assistance with this product, please visit our website at [www.aziocorp.com](http://www.aziocorp.com) for frequently asked questions and troubleshooting tips. Otherwise, please contact our dedicated customer care team.

Si vous avez besoin d'aide avec ce produit, veuillez visiter notre site Web à [www.aziocorp.com](http://www.aziocorp.com) pour les questions fréquemment posées questions et conseils de dépannage. Sinon, veuillez contacter notre équipe dédiée de service client.

Si necesita ayuda con este producto, visite nuestro sitio web en [www.aziocorp.com](http://www.aziocorp.com) para consultar con frecuencia preguntas y consejos para solucionar problemas. De lo contrario, póngase en contacto con nuestro dedicado equipo de atención al cliente.

**Contact Us:**  
By Phone +1 . 866 . 468 . 1198  
By E-mail [support@aziocorp.com](mailto:support@aziocorp.com)  
By FAQ <https://support.aziocorp.com>

Please visit <https://aziocorp.com/pages/warranty> for more warranty information.

Veuillez visiter <https://aziocorp.com/pages/warranty> pour plus d'informations sur la garantie.

Visite <https://aziocorp.com/pages/warranty> para obtener más información sobre la garantía.

## SAFETY CERTIFICATIONS



FCC ID: ZPY-KB510W

